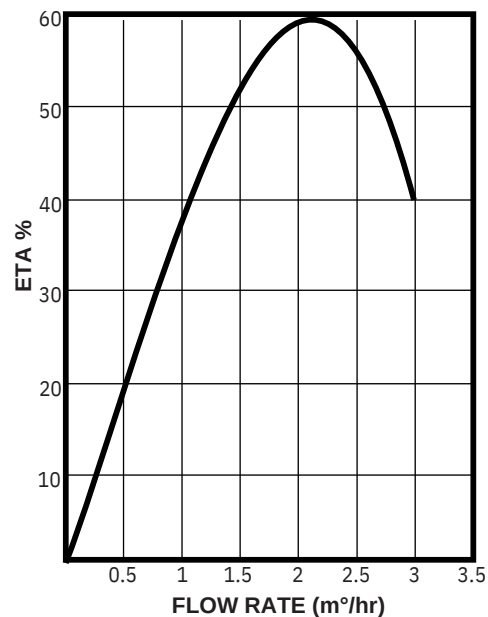
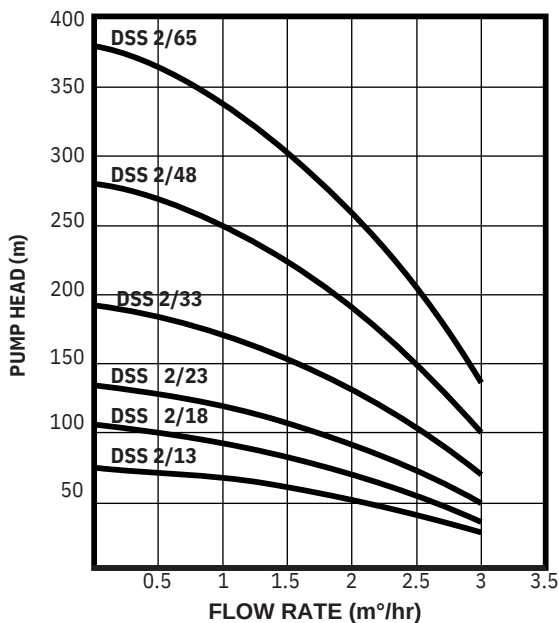



DSS 2 Multistage Centrifugal Borehole Pump



Typical Applications

DAYLIFF DSS submersible pumps are designed specifically for borehole supply applications. They are of multistage centrifugal impeller design and all parts are made from stainless steel with water lubricated rubber bearings. A submersible motor is fitted beneath the pump and suction is effected through a strainer between the pump and motor.

MOTOR

The pump is coupled to a sealed liquid cooled 2-pole asynchronous squirrel-cage motor constructed of stainless steel. Single phase motors should be supplied with purpose designed Dayliff SCM control boxes for operation and protection against overload, dry running and over/under voltage. Three phase motors require a remote DOL starter; A DAYLIFF SCT electronic Pump Controller is recommended for comprehensive pump control including low level, motor overload and irregular power supply protection.

Enclosure Class: IP68

Insulation Class: F

Speed: 2900 rpm

OPERATING CONDITIONS

Pumped Liquid: Thin, clean, chemically non-aggressive liquids with a maximum sand content of 0.25%

Max Liquid Temperature: +50°C

Max Water Depth: 200m

Technical Data

Model	Motor		Full Load Current(A)		Start Current(A)		Dimensions(mm)				Weight(kg)	
	kW	HP	1x240v	3x415v	1x240v	3x415v	A		B			C
							1x240V	3x415v	1x240v	3x415v		
DSS 2/13	0.55	0.75	4.7	-	19	-	328	-	756	-	428	11
DSS 2/18	0.75	1	6.2	-	25	-	359	-	892	-	533	14
DSS 2/23	1.1	1.5	8	-	32	-	399	-	1027	-	628	17
DSS 2/33	1.5	2	11.5	-	46	-	449	-	1297	-	848	21
DSS 2/48	2.2	3	15.5	6	62	42	542	514	1705	1677	1163	29
DSS 2/65	3	4	-	8	-	56	-	594	-	-	1520	35

